

Blackstone Dosing Pumps

Blackstone's positive displacement solenoid driven pumps use a minimum number of moving parts, therefore reducing the chance of mechanical failure. Part wear and oiling associated with motor driven pumps (ball-bearings, gear drives and cams) are not present in these pumps. Blackstone pumps are more accurate than standard pumps with the positive displacement design ensuring each stroke is identical to the strokes before and after it, thus keeping the flow rate constant.

A wide range of Blackstone pumps with different dosing capacities is available for your specific dosing needs. Each pump is supplied with discharge and suction valves.

HANNA instruments® also produces polyethylene tubing, injection fittings, ceramic weights and replacement parts.



Specifications

BL Series	
Max Output	see table on page T1.54
Pump Casing	fiber-reinforced polypropylene
Materials	pumphead in Kynar®, diaphragm in Teflon®, glass ball valves and O-rings in Viton® polyethylene 5 x 8 mm tubing and 3/8" injection fitting
Self-priming	max height: 1.5 m (5 feet)
Power Supply	110/115 Vac or 220/240 Vac, 50/60Hz
Max Power Consumption	approx. 200 W
Protection	IP65 (see chart in section W)
Environment	0 to 50°C (32 to 122°F); RH max 95% non-condensing
Dimensions	165 x 194 x 121 mm (6.5 x 7.6 x 4.8")
Weight	approx. 3 kg (6.6 lb.)

Ordering Information

- BL1.5-1 : 1.5 LPH flow rate, 110/115 Vac power supply
- BL1.5-2 : 1.5 LPH flow rate, 220/240 Vac power supply
- BL3-1 : 2.9 LPH flow rate, 110/115 Vac power supply
- BL3-2 : 2.9 LPH flow rate, 220/240 Vac power supply
- BL5-1 : 5.0 LPH flow rate, 110/115 Vac power supply
- BL5-2 : 5.0 LPH flow rate, 220/240 Vac power supply
- BL7-1 : 7.6 LPH flow rate, 110/115 Vac power supply
- BL7-2 : 7.6 LPH flow rate, 220/240 Vac power supply
- BL10-1 : 10.8 LPH flow rate, 110/115 Vac power supply
- BL10-2 : 10.8 LPH flow rate, 220/240 Vac power supply
- BL15-1 : 15.2 LPH flow rate, 110/115 Vac power supply
- BL15-2 : 15.2 LPH flow rate, 220/240 Vac power supply
- BL20-1 : 18.3 LPH flow rate, 110/115 Vac power supply
- BL20-2 : 18.3 LPH flow rate, 220/240 Vac power supply

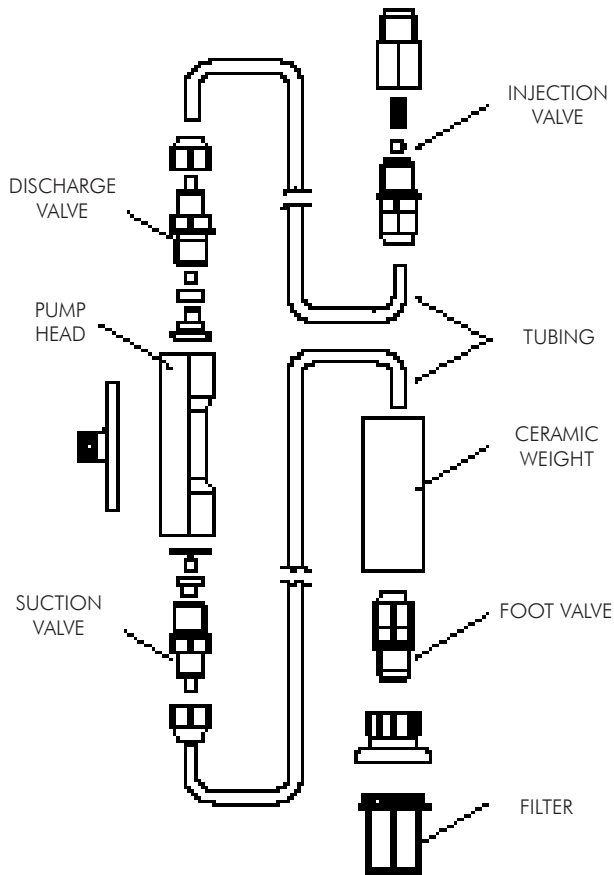
Accessories

HI 721101	Pumphead, O-ring and acrows	HI 721005*	Foot valve assembly
HI 721102	Discharge valve assembly	HI 721008	Ceramic weight (4 pcs.)
HI 721103	Suction valve assembly		
HI 721004*	Injection valve assembly		

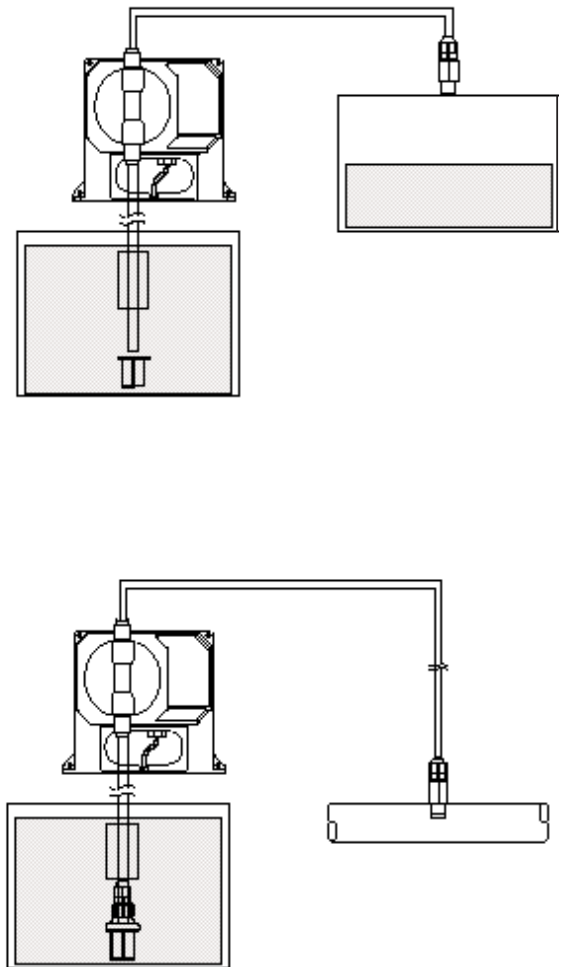
* Required for operation

Blackstone Pump Replacement Parts

Assembly Diagram



Typical Installations



HI 721101

This kit contains the Kynar® pumphead, Teflon® coated O-ring, 6 screws and washers.

HI 721102

This kit contains all the necessary replacement parts for your discharge valve assembly. Complete with a Viton® O-ring, glass valve ball, the valve spacer and seat, head nipple and the tube nut to secure the assembled parts.

HI 721103

Suction valve assembly, complete with a Viton® O-ring, glass valve ball, the valve spacer and seat, head nipple and the tube nut to secure the assembled parts.

HI 721004

Complete with an injection nipple, Teflon® coated spring, glass valve ball and a valve assembly.

HI 721005

This kit contains a filter with a filter holder and a valve assembly.

HI 721003

This kit contains 10 glass balls and 10 valve O-rings.

HI 721006

This kit contains 4 Kynar® springs.

HI 720029

LDPE hose, 3 m (9.9').
Inside diameter 4.71 mm
Outside diameter 7.87 mm

HI 720030

LDPE hose, 10 m (33').
Inside diameter 4.71 mm
Outside diameter 7.87 mm

HI 720031

LDPE hose, 50 m (165').
Inside diameter 4.71 mm
Outside diameter 7.87 mm

HI 720032

LDPE hose, 100 m (333').
Inside diameter 4.71 mm
Outside diameter 7.87 mm

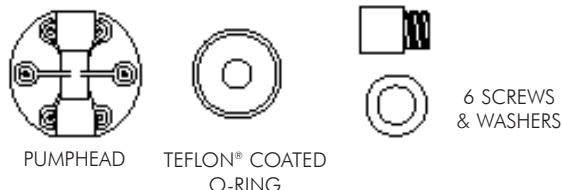
HI 721008

This kit contains 4 ceramic weights.

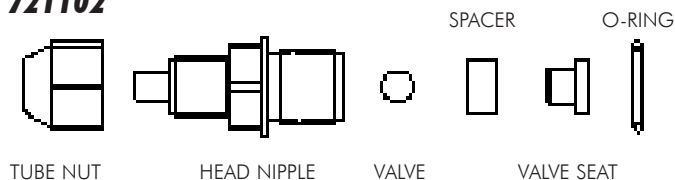
HI 740156

This kit contains 3 valve seats.

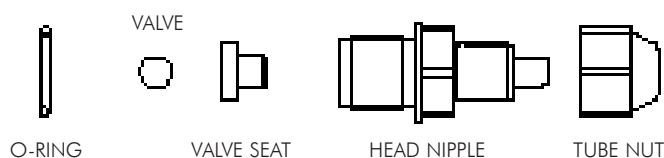
HI 721101



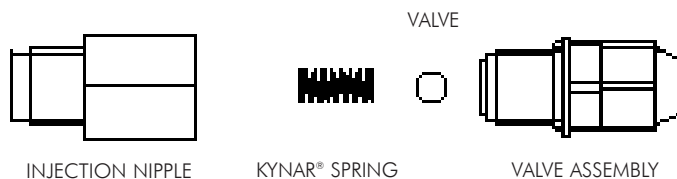
HI 721102



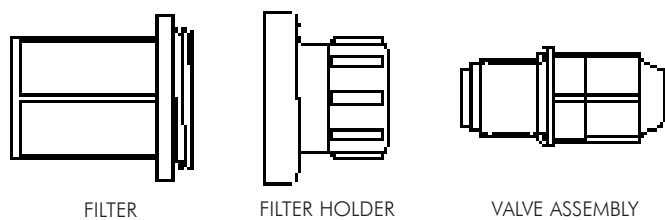
HI 721103



HI 721004



HI 721005



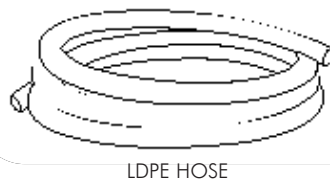
HI 721003



HI 721006



HI 720032



HI 721008

