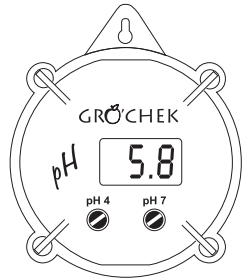


Instruction Manual

pH GRÖCHEK
(HI 981401N)

On-line, waterproof
pH meter with large LCD



HANNA
instruments

<http://www.hannacan.com>

CE
This Instrument is in
Compliance with the CE Directives

WARRANTY

pH GRÖCHEK is warranted for one year against defects in workmanship and materials when used for their intended purpose and maintained according to instructions. The electrode is warranted for a period of six months. This warranty is limited to repair or replacement free of charge.

Damages due to accident, misuse, tampering or lack of prescribed maintenance are not covered.

If service is required, contact the dealer from whom you purchased the instrument. If under warranty, report the model number, date of purchase, serial number and the nature of the failure. If the repair is not covered by the warranty, you will be notified of the charges incurred. If the instrument is to be returned to Hanna Instruments, first obtain a Returned Goods Authorization Number from the Customer Service department and then send it with shipment costs prepaid. When shipping any instrument, make sure it is properly packaged for complete protection.

To validate your warranty, fill out and return the enclosed warranty card within 14 days from the date of purchase.

All rights are reserved. Reproduction in whole or in part is prohibited without the written consent of the copyright owner, Hanna Instruments Inc., Woonsocket, Rhode Island, 02895, USA.

Hanna Instruments reserves the right to modify the design, construction and appearance of its products without advance notice.

Dear Customer,

Thank you for choosing a Hanna product. This manual will provide you with the necessary information for a correct operation. Please read it carefully before using the meter. If you need additional technical information, do not hesitate to e-mail us at techserv@hannacan.com.

This instrument is in compliance with the CE directives.

PRELIMINARY EXAMINATION

Remove the instrument from the packing material and examine it carefully. If any damage has occurred during shipment, immediately notify your Dealer or the nearest Hanna Customer Service Center.

The meter is supplied with:

- HI 1286 pH electrode;
- HI 1283 grounding probe;
- Calibration screwdriver;
- pH 4.01 and 7.01 buffer solutions (20 mL each);
- 12 VDC power adapter.

Note: Conserve all packing material until the instrument has been observed to function correctly. Any defective item must be returned in its original packing.

GENERAL DESCRIPTION

pH GRÖCHEK is a pH meter specially designed to meet the needs of growers in greenhouses and hydroponic applications. It is equipped with a large LC display which make easy to read measurements from distance at any time.

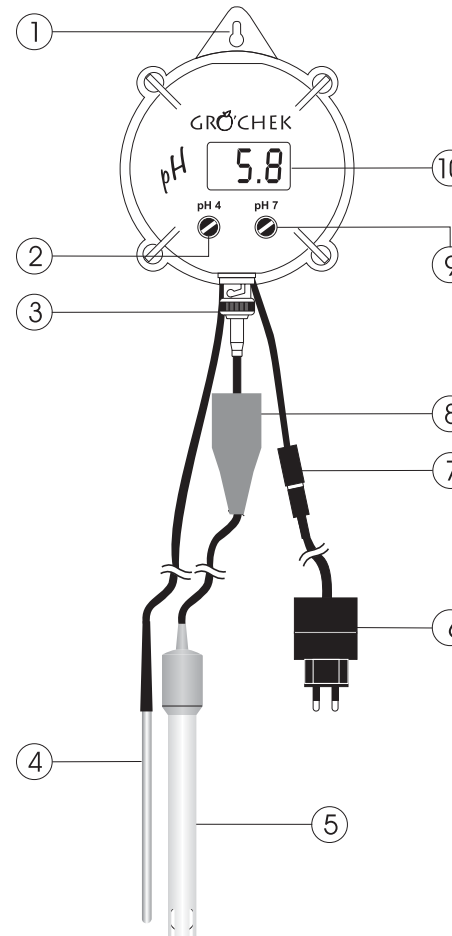
The housing has been completely sealed against vapors and humidity. The HI 1286 gel-filled pH electrode is interchangeable and the BNC connector is protected behind a waterproof sheath.

The meter is also supplied with HI 1283 stainless steel probe to prevent potential grounding problems and thus ensuring longer life for your electrode, which has been designed for use in fertilizer solutions with high concentration of phosphate and nitrate.

You can simply hang the meter right above the sample to be tested for continuous measurement, and it will run without interruption on 12 VDC power supply.

Measurements are highly accurate and the meter can be calibrated at one or two points.

FUNCTIONAL DESCRIPTION



1. Molded eye
2. pH 4.0 calibration trimmer
3. BNC connector
4. HI 1283 stainless steel grounding probe
5. HI 1286 pH electrode
6. 12 VDC power adapter
7. Power supply connector
8. Protective sheath
9. pH 7.0 calibration trimmer
10. Liquid Crystal Display (LCD)

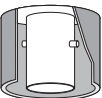
SPECIFICATIONS

Range	0.0 to 14.0 pH
Resolution	0.1 pH
Accuracy (@ 25°C/77°F)	±0.2 pH
Typical EMC Deviation	±0.1 pH
Calibration	Manual with two trimmers for offset and slope
Probes	HI 1286 interchangeable pH electrode and HI 1283 grounding probe (included)
Casing	IP54
Power supply	External 12 VDC (included)
Dimensions	86 x 94 x 33 mm (3.4 x 3.7 x 1.3")
Weight	150 g (5.3 oz)

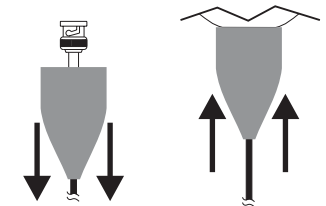
OPERATIONAL GUIDE

pH ELECTRODE CONNECTION & MAINTENANCE

In order to protect pH GRÖCHEK against vapors and humidity, the BNC connector is shielded behind a waterproof sheath.



- Slide the protective sheath down. Connect the HI 1286 pH electrode to the BNC connector and then slide the protective sheath back up all the way up to the pH GRÖCHEK casing. Since the protective sheath is rubberized and to ensure maximum waterproof protection, make sure the connector is completely covered.



- Do not be alarmed if white crystals appear around the electrode protective cap. This is normal with pH electrodes and they dissolve when rinsed with water.
 - When not in use, rinse the electrode with water to minimize contamination and store it with a few drops of storage (HI 70300) or pH7 (HI 7007) solution in the protective cap. Always replace the protective cap after use.
- DO NOT USE DISTILLED OR DEIONIZED WATER FOR STORAGE PURPOSES.

- If the electrode has been left dry, soak the tip in a storage (HI 70300) or pH7 (HI 7007) solution for at least one hour to reactivate it.

- To minimize clogging and provide longer life for the pH electrode, it is recommended to clean it monthly. Immerse the tip of the electrode in HI 7061 for one hour and then rinse it with tap water.

TAKING pH MEASUREMENTS

- Turn the meter on by connecting the 12 VDC power adapter to the meter and to the mains.

- In addition to the pH electrode, the pH GRÖCHEK is supplied with a differential input and HI 1283 stainless steel probe to prevent potential grounding problems. Remove the protective cap from the pH electrode and immerse the tips (4 cm/1½") of both pH electrode and grounding probe in the sample.



- The LCD will show the pH value. Allow the reading to stabilize and pH GRÖCHEK will start continuous monitoring.

Note: to prolong the electrode life, after switching the meter off, remove the electrode from the solution or, alternatively, detach it from the meter.



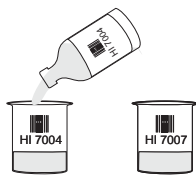
CALIBRATION

For the greatest accuracy, frequent calibration of the instrument is recommended. In addition, the instrument must be recalibrated whenever:

- The pH electrode is replaced.
- After testing aggressive chemicals.
- Extreme accuracy is required.
- At least once a month.

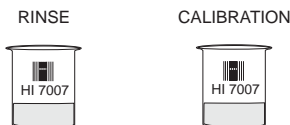
PREPARATION

Pour small quantities of pH 7.01 (HI 7007) and pH 4.01 (HI 7004) solution into two clean beakers. For accurate calibration use two beakers for each buffer solution, the first one for rinsing the tip of the electrode and the second one for calibration. This way, contamination of the buffers is minimized. pH 4.01 (HI 7004) is recommended for measuring



acidic samples. Use pH 10.01 (HI 7010) if subsequent samples are alkaline.

CALIBRATION PROCEDURE



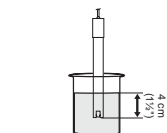
- Remove the protective cap from the electrode, rinse and immerse it in a pH 7.01 buffer with the grounding probe. Stir gently and then wait a couple of minutes for the reading to stabilize.

Note: the electrode should be submerged approximately 4 cm (1½") in the solution.

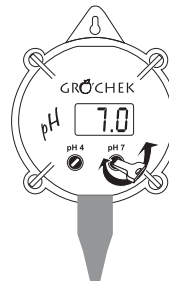


- Adjust the right hand trimmer with the calibration screwdriver until the LCD shows 7.0.

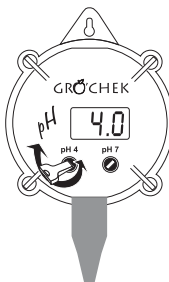
- Rinse and immerse the pH electrode and the grounding probe in pH 4.01 (or pH 10.01) buffer and stir gently.



- Wait a couple of minutes and then adjust the left hand trimmer until the LCD shows the value of the second buffer.



The pH calibration is now complete.



CE DECLARATION OF CONFORMITY

HANNA
instruments



DECLARATION OF CONFORMITY

We

Hanna Instruments Italia Srl
via E. Fermi, 10
35030 Sarmeola di Rubano - PD
ITALY

herewith certify that the pH meter

HI 981401N

has been tested and found to be in compliance with EMC Directive 89/336/EEC and Low Voltage Directive 73/23/EEC according to the following applicable normative:

EN 50082-1: Electromagnetic Compatibility - Generic Immunity Standard
IEC 801-2: Electrostatic Discharge
IEC 801-3: RF Radiated
IEC 801-4: Fast Transient

EN 50081-1: Electromagnetic Compatibility - Generic Emission Standard
EN 55022: Radiated, Class B

EN61010-1: Safety requirements for electrical equipment for measurement, control and laboratory use

Date of Issue: 01.08.2000

A. Marsilio
A. Marsilio - Technical Director
On behalf of
Hanna Instruments S.r.l.

Recommendations for Users

Before using this product, make sure that it is entirely suitable for the environment in which it is used. Operation of this instrument in residential areas could cause unacceptable interferences to radio and TV equipment.

The glass bulb at the end of the electrode is sensitive to electrostatic discharges. Avoid touching this glass bulb at all times. During operation, ESD wrist straps should be worn to avoid possible damage to the electrode by electrostatic discharges.

Any variation introduced by the user to the supplied equipment may degrade the instrument's EMC performance.

To avoid electrical shock, do not use this instrument when voltages at the measurement surface exceed 24 VAC or 60 VDC. To avoid damages or burns, do not perform any measurement in microwave ovens.

ACCESSORIES

- HI 1283 * Stainless steel grounding probe with 2 m (6.6') cable
- HI 1286 Double junction, plastic body pH electrode with 2 m (6.6') cable and BNC connector
- HI 70004P pH 4.01 solution, 20 mL sachet (25 pcs)
- HI 70007P pH 7.01 solution, 20 mL sachet (25 pcs)
- HI 7004L pH 4.01 solution, 460 mL bottle
- HI 7007L pH 7.01 solution, 460 mL bottle
- HI 7061L Electrode cleaning solution, 460 mL bottle
- HI 710005 12 VDC power adapter, US plug
- HI 710006 12 VDC power adapter, European plug
- HI 710012 12 VDC power adapter, Australian plug
- HI 710013 12 VDC power adapter, Southern Africa plug
- HI 710014 12 VDC power adapter, UK plug
- HI 77400P pH 4 & 7 solutions, 20 mL sachet (5 each)

* To be replaced only by authorized service technicians