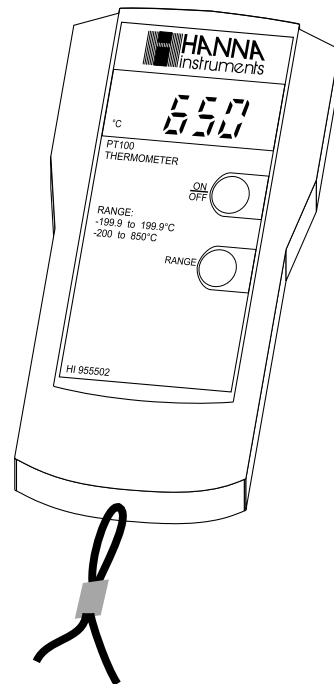


## Instruction Manual

---

# HI 955502 Portable PT100 Thermometer



---

This Instrument is in Compliance with the CE Directives

 **HANNA**  
instruments  
<http://www.hannainst.com>



Dear Customer,

Thank you for choosing a Hanna Instruments Product.

Please read this instruction manual carefully before using the instrument. This manual will provide you with all the necessary information for the correct use of the instrument, as well as a precise idea of its versatility in a wide range of applications.

This instrument is in compliance with **CE** directives EN 50081-1 and EN 50082-1.

## TABLE OF CONTENTS

Preliminary Examination .....	3
General Description .....	3
Functional Description & Specifications .....	4
Operational Guide .....	5
Display Code Guide .....	6
Calibration .....	6
Battery Replacement .....	7
Accessories .....	7
Shockproof Rubber Boots .....	8
Other Products from Hanna .....	9
Warranty .....	10
CE Declaration of Conformity .....	11



## PRELIMINARY EXAMINATION

Remove the instrument from the packing material and examine it carefully to make sure that no damage has occurred during shipment. If noticeable damage is evident, notify your Dealer.

**HI 955502** comes supplied with:

- 9V battery
- general purpose temperature probe
- instruction manual.

**Note:** Save all packing material until you are sure that the instrument functions correctly. All defective items must be returned in their original packing.

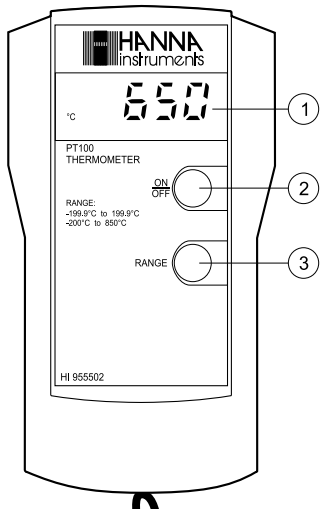
## GENERAL DESCRIPTION

**HI 955502** performs temperature measurements utilizing the fixed general purpose PT100 probe with 1 m (3.3') cable.

**HI 955502** provides temperature measurements with two different resolutions: 0.1°C between ±199.9 and 1°C outside. A compact, ergonomic design and wrist-strap make it easy to carry the instrument anywhere in the lab or plant.

Standard features include low battery detection and self-explanatory symbols to remind the user of the operating mode or condition.

## FUNCTIONAL DESCRIPTION AND SPECIFICATIONS



1. Liquid Crystal Display
2. ON/OFF Key
3. Range Key

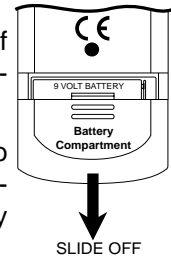
	<b>HI 955502</b>
<b>Range</b>	-199.9 to 199.9°C -200 to 850°C
<b>Resolution</b>	0.1°C (±199.9°C) 1°C (-200 to 850°C)
<b>Accuracy</b>	for one year, excluding probe error
Low Range	±0.2°C & ±1 digit (-120 to 199°C) ±1°C & ±1 digit (outside)
High Range	±1°C & ±1 digit (-170 to 450°C) ±1% F.S. & ±1 digit (outside)
<b>Typical EMC Deviation</b>	±0.5°C
<b>Probe</b>	General Purpose PT100 (fixed)
<b>Battery</b>	9V; 150 hours of continuous use
<b>Environment</b>	0 to 50°C (32 to 122°F) 95% RH
<b>Dimensions</b>	143x80x38 mm(5.6x3.2x1.5")
<b>Weight</b>	320 g (11.3 oz.)

## OPERATIONAL GUIDE

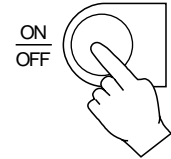
### INITIAL PREPARATION

Slide the battery cover off the rear of your thermometer.

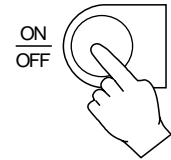
Unwrap the battery prior to connection to the battery connector. Insert the 9V battery and replace the cover.



To switch on, press the ON/OFF key on the front of the unit.



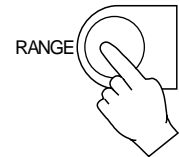
To switch your thermometer off, press the ON/OFF key again.



### MEASUREMENT RESOLUTION

When switched on, the instrument defaults to the last selected resolution.

To change the resolution press RANGE.



The instrument automatically changes its resolution to 1 degree when it passes the limit of the lower range (±200°C).

### LOW BATTERY DETECTION

When the battery is low the user is prompted by the appearance of the "V" symbol to replace the battery.



## DISPLAY CODE GUIDE

Display	Description
-1.	The reading is out of range
V	Weak battery, needs to be replaced
°C	The instrument is reading in the Centigrade scale

## CALIBRATION

All Hanna Instruments thermometers have been accurately pre-calibrated at the factory.

It is generally recommended to have all thermometers recalibrated at least once a year.

For an accurate annual recalibration, contact your nearest Hanna Service Center.


## BATTERY REPLACEMENT

When the battery is low the user is warned by the "V" symbol on the instrument's display. Replace the battery immediately.



Battery replacement must only take place in a non hazardous area using a 9V battery.

Remove the battery compartment cover on the rear of the meter and replace the 9V battery with a new one. Make sure the battery contacts are tight before putting the cover back.



## ACCESSORIES

- HI721310**      9V battery (10 pcs)
- HI710004**      Soft carrying case measuring 150x90x30mm
- HI710008**      Orange rubber boot measuring 155 x 90 x 45 mm
- HI710007**      Blue rubber boot measuring 155 x 90 x 45 mm
- MAN955502R1**      Instruction manual

## SHOCKPROOF RUBBER BOOTS

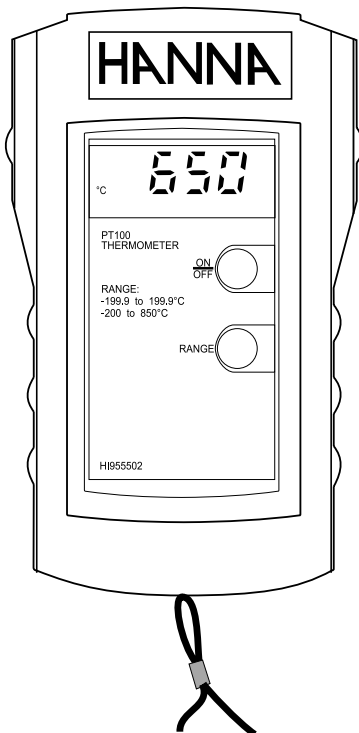
These rubber boots are specially made to prolong the life of your instruments and to prevent damages due to accidental falls.

They measure 155 x 90 x 45 mm (6.1x3.5x1.8") and are available in two different colors:

**HI710007** = blue colored

**HI710008** = orange colored.

Select the proper color according to your preference.



## OTHER PRODUCTS FROM HANNA

- CALIBRATION AND MAINTENANCE SOLUTIONS
- CHEMICAL TEST KITS
- CHLORINE METERS
- CONDUCTIVITY/TDS METERS
- DISSOLVED OXYGEN METERS
- HYGROMETERS
- ION SPECIFIC METERS (Colorimeters)
- MAGNETIC STIRRERS
- pH/Na/NaCl METERS
- pH/ORP/Na ELECTRODES
- PROBES (DO,  $\mu$ S/cm, RH, T, TDS)
- PUMPS
- REAGENTS
- SOFTWARE
- THERMOMETERS
- TITRATORS
- TRANSMITTERS
- TURBIDITY METERS
- Wide Range of Accessories

Most Hanna meters are available in the following formats:

- BENCH-TOP METERS
- POCKET-SIZED METERS
- PORTABLE METERS
- PRINTING/LOGGING METERS
- PROCESS METERS (Panel and Wall-mounted)
- WATERPROOF METERS
- METERS FOR FOOD INDUSTRY

For additional information, contact your dealer or the nearest Hanna Customer Service Center. You can also e-mail us at: [tech@hannainst.com](mailto:tech@hannainst.com).

## WARRANTY

All Hanna Instruments **meters are warranted for two years** against defects in workmanship and materials when used for their intended purpose and maintained according to instructions.

**The probes are warranted for a period of six months.**

This warranty is limited to repair or replacement free of charge.

Damages due to accident, misuse, tampering or lack of prescribed maintenance are not covered.

If service is required, contact the dealer from whom you purchased the instrument. If under warranty, report the model number, date of purchase, serial number and the nature of the failure. If the repair is not covered by the warranty, you will be notified of the charges incurred. If the instrument is to be returned to Hanna Instruments, first obtain a Returned Goods Authorization Number from the Customer Service department and then send it with shipment costs pre-paid. When shipping any instrument, make sure it is properly packaged for complete protection.

To validate your warranty, fill out and return the enclosed warranty card within 14 days from the date of purchase.

*All rights are reserved. Reproduction in whole or in part is prohibited without the written consent of the copyright owner.*

Hanna Instruments reserves the right to modify the design, construction and appearance of its products without advance notice.

## CE DECLARATION OF CONFORMITY



### DECLARATION OF CONFORMITY

We

Hanna Instruments ItaliaSrl  
Via E. Fermi, 10  
35050 Sarmeola di Rubano (PD)  
ITALY


herewith certify that the thermometer

HI 955502

has been tested and found to be in compliance with the following regulations:

IEC 801-2	Electrostatic Discharge
IEC 801-3	RF Radiated
EN 55022	Radiated, Class B
EN 61010-1	User Safety Requirement

Date of Issue: 27-04-1998

  
D. Volpato - Engineering Manager  
On behalf of  
Hanna Instruments S.r.l.

### Recommendations for Users

Before using this product, make sure that it is entirely suitable for the environment in which it is used.

Operation of this instrument in residential area could cause unacceptable interferences to radio and TV equipments, requiring the operator to take all necessary steps to correct interferences.

Any variation introduced by the user to the supplied equipment may degrade the instrument's EMC performance.

To avoid electrical shock, do not use this instrument when voltages at the measurement surface exceed 24VAC or 60 VDC.

To avoid damages or burns, do not perform any measurement in microwave ovens.

PRINTED IN  
PORTUGAL

MN955502R1  
04/98



<http://www.hannainst.com>